



# ATR SERIES

CARBON STEEL / AISI 316  
BSP / NPTF

Designed to avoid returns of the fluid inside the hydraulic circuit.

Metal closing system (without o-ring)

High pressure peak resistance.

Standard opening pressure 5psi. Special opening pressures available upon request.

• **Materials**

	CARBON STEEL	STAINLESS STEEL
<b>Body</b>	Carbon Steel EN-10277-3	AISI 316L
<b>Seals</b>	NBR, Viton or EPDM	NBR, Viton or EPDM
<b>Springs</b>	Carbon Steel DIN 17233/84(B)	AISI302 DIN 17224

• **Working temperature (Seals)**

	NBR	Viton	EPDM
	+100°C	+200°C	+150°C
	-30°C	-10°C	-40°C

• **Sectors**

Carbon Steel → Agricultural, Industrial.



Stainless Steel → Chemical, Industrial, Offshore.



• **Applications:** Designed for Oil hydraulic Applications according to European Directive 97.23.EC Special for American market

• **Equivalence:**

GROMELLE 4000

DMIC CVH

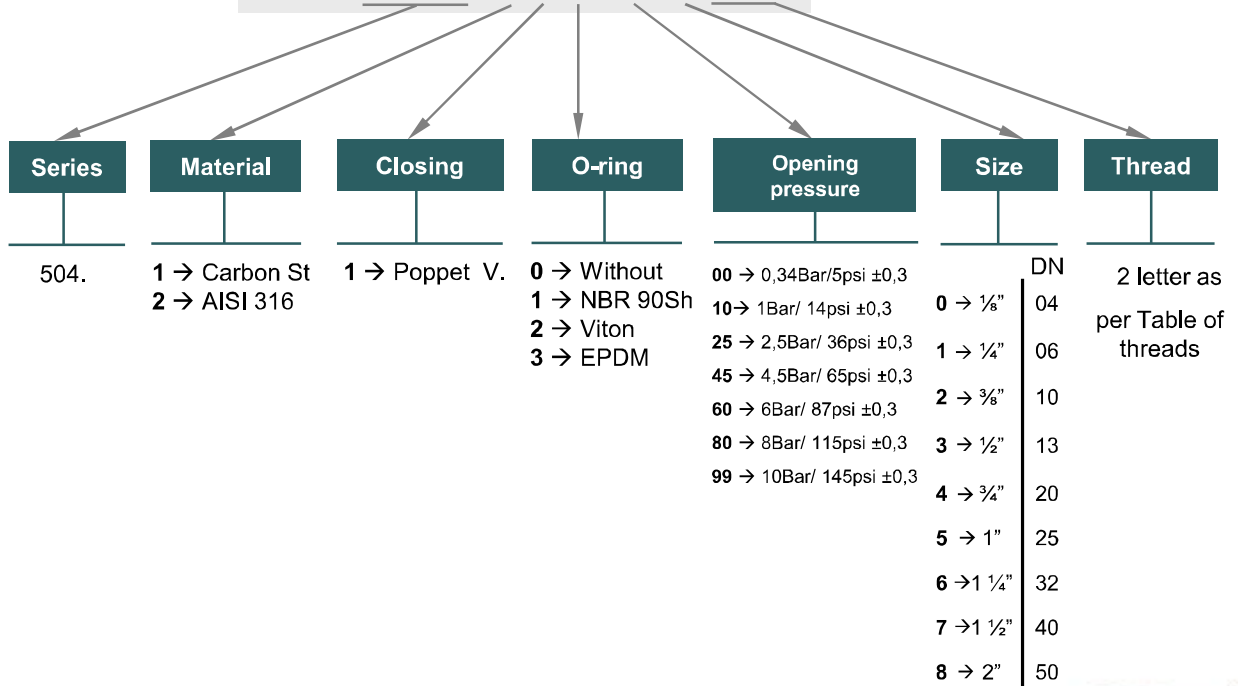
PARKER DC

SNAP TITE CPIFF

**MODEL STRUCTURE**

Example;

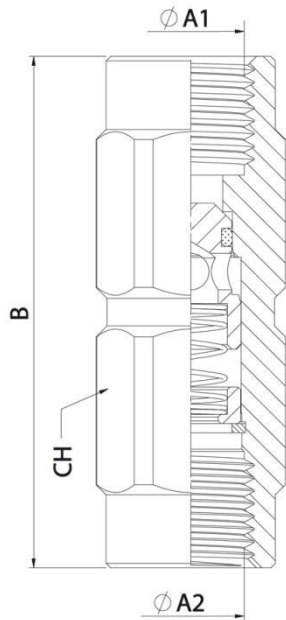
**504. 110006 AG**



# ATR SERIES CARBON STEEL / AISI 316

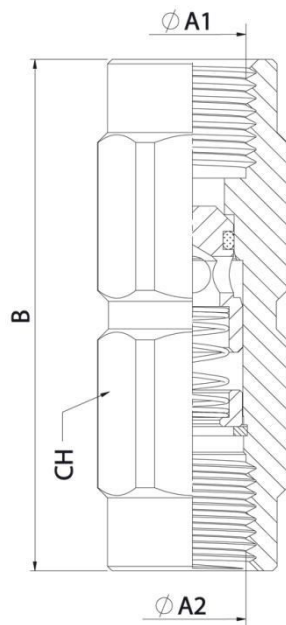
BSP / NPTF

504-2



## STANDARD CARBON STEEL MODELS

DN	ØA1/ ØA2	REF.		CH	B
04	1/8" BSP	504.110000AA	300Bar	14	44
	1/8" NPTF	504.110000BA			
06	1/4" BSP	504.110001AB		19	56
	1/4" NPTF	504.110001BB			
10	3/8" BSP	504.110002AC		22	70
	3/8" NPTF	504.110002BC			
13	1/2" BSP	504.110003AD		30	77
	1/2" NPTF	504.110003BD			
20	3/4" BSP	504.110004AE		36	90
	3/4" NPTF	504.110004BE			
25	1" BSP	504.110005AF	46	106	
	1" NPTF	504.110005BF			
32	1 1/4" BSP	504.110006AG	55	125	
	1 1/4" NPTF	504.110006BG			
40	1 1/2" BSP	504.110007AH	60	140	
	1 1/2" NPTF	504.110007BH			
50	2" BSP	504.110008AI	75	160	
	2" NPTF	504.110008BI			



## STANDARD STAINLESS STEEL MODELS

DN	ØA1/ ØA2	REF.		CH	B
04	1/8" BSP	504.210000AA	300Bar	14	44
	1/8" NPTF	504.210000BA			
06	1/4" BSP	504.210001AB		19	56
	1/4" NPTF	504.210001BB			
10	3/8" BSP	504.210002AC		22	70
	3/8" NPTF	504.210002BC			
13	1/2" BSP	504.210003AD		30	77
	1/2" NPTF	504.210003BD			
20	3/4" BSP	504.210004AE		36	90
	3/4" NPTF	504.210004BE			
25	1" BSP	504.210005AF	46	106	
	1" NPTF	504.210005BF			
32	1 1/4" BSP	504.210006AG	55	125	
	1 1/4" NPTF	504.210006BG			
40	1 1/2" BSP	504.210007AH	60	140	
	1 1/2" NPTF	504.210007BH			
50	2" BSP	504.210008AI	75	160	
	2" NPTF	504.210008BI			

★SPECIAL OPTIONS:

ATR Check Valves that require special opening pressures can be delivered upon request by minimum quantities.

